


CQi

FOR EASY
INSTALLATION AND
CONFIGURATION OF
CAD SOFTWARE



CONTENT

- 4 Introduction to CQi
- 5 Traditional installation method
- 6 CAD installations with CQi
- 7 Implementation of CQi
- 8 How CQi solves your challenges
- 9 Customer references
- 10 Symetri and CQi
- 11 Contact details



OUR CQi - SOLUTION

CAD software is an integral part of modern design work and its development is continuous, with new software versions released regularly. However, implementing these updates can be time-consuming and may introduce compatibility issues with other software or hardware components, leading to disruptions in design workflows and project delays.

Symetri's CQi solution is an efficient and stable concept that automates the use and maintenance of CAD environments. The concept is based on our decades of experience in the efficient management of CAD systems. The configurations are based on the needs of your company and are always modified according to the user. CQi solves the challenges associated with the installation of CAD software and adapts to the requirements.

In this brochure, we briefly explain the benefits of CQi. If you are interested in learning more then please contact us.

CQi IN SHORT

WHAT IS CQi?

- The foundation of a standardised CAD environment
- A unified solution for packaging, configuring, maintaining and distributing CAD software
- Symetri's know-how in a centralised solution

WHAT DOES IT INCLUDE?

- Thoroughly tested packages and installations
- Automatic installation packages with configurations

WHAT ARE THE BENEFITS OF CQi?

- A single package or application can be included in one or more configurations
- Easy and fast interim updates and hotfixes, can be added to the installation without extra effort. SCCM/Intune compatible
- CQi's installation packages are significantly smaller in size compared to standard installation packages.
- An optional update function similar to the Windows Update function



In my opinion, our major CAD software upgrade would have taken at least three times longer in the traditional way.

All in all, the project would have taken at least a year.

The work of the IT department becomes immeasurably easier when we are able to share a single piece of code.

- Per Sandberg, CAD-coordinator, SKB

THE TRADITIONAL METHOD OF INSTALLING CAD SOFTWARE

Traditionally, installing, packaging, updating and configuring CAD software has been a time-consuming and labor-intensive task. The software is initially packaged and distributed within the company's network. Subsequently, the IT department is tasked with individually installing these packages on each computer.

Often, the installation of packages can be very slow, especially when dealing with packages that contain substantial data. Following the installation, IT personnel often need to implement updates and configurations tailored to the specific requirements of each computer user.

CAD software is very complex, and it is possible that IT departments may not necessarily have the right expertise for the intricate installation and packaging of this software. Proficiency in this specialised area typically comes with experience, and updating CAD software can be a protracted and error-prone undertaking.

The traditional approach to installation and updates can be time-consuming, particularly when employees are utilizing a VPN to connect to the company's network. Installing software through a VPN can introduce significant delays and congestion to the company's shared network, consequently impacting overall productivity.

Employee productivity can suffer, and they may experience work interruptions during the installation process. In the worst case, deviations are detected in the installed software package and they have to be completely reinstalled.

CAD INSTALLATIONS WITH CQi

EASY, FAST AND EFFORTLESS

Our CQi solution comes as a fully prepared installation package, complete with configurations and license pointers.

The pre-configured installation packages contain a graphical user interface and enable unattended, so-called silent installation. Packages are SCCM/Intune compatible.

CQi is suitable for software installation, packaging, configuration, maintenance and distribution regardless of the size of the company and the number of software locations.

CQi also enables selective software updates, allowing company computers to update only the specific components that have undergone changes in the software.

CAD INSTALLATIONS ALSO VIA VPN

Using a VPN for CAD installations can slow down your internet connection, and if the VPN connection is unstable or disconnected, it may lead to installation errors or interruptions.

Many VPN providers may also impose limits on bandwidth.

Installation packages created with CQi are significantly smaller in size compared to standard installation packages. This reduced file size eases the load on the VPN connection since numerous files are not shared individually.

BENEFITS OF CQi

- Enables standardised CAD installations to be performed within the company.
- Makes it possible to install CAD software on workstations located in different locations or in different countries.
- Supports the use of different CAD software versions in the same project.
- Supports complex software installations that contain a huge number of different OS- and architecture-specific conditions.
- Tools for monitoring compliance with license terms, uninstalling and retargeting licenses.

IMPLEMENTATION OF CQi

IMPLEMENTATION PACKAGE FOR CAD APPLICATIONS INCLUDING CONFIGURATIONS

- Set up data
- Corporate CAD data
- Department CAD data

Set up data:

CQi software is configured according to the specific needs and requirements of the organisation. It includes e.g. defining different access rights and other configurations needed to adapt the software to fit the organisation's quality management processes.

Corporate CAD data:

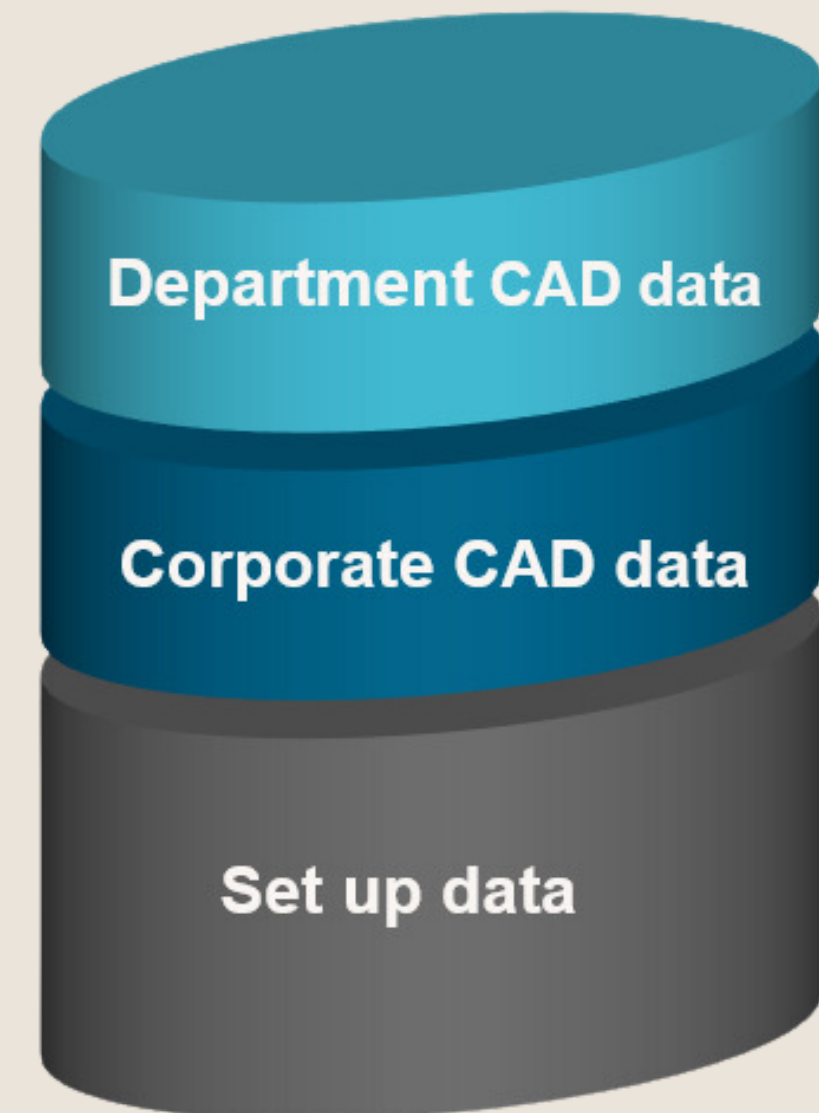
The company's CAD data contains plans, models and design information related to the products and projects of the entire organisation.

Department CAD data:

In addition to company-level data, individual organisational departments may have CAD data related to their projects and requirements.

AMONG OTHERS, THE FOLLOWING CAD SOFTWARE CAN BE DISTRIBUTED USING CQi

- Autodesk
- ArcGIS
- Bluebeam
- CADsys
- Chaos Desktop
- ElproCAD
- EPLAN
- Febdoc
- JB Tools
- MagiCAD
- MasterConcep
- Novapoint
- Rhino
- SiteBase
- SketchUp
- Solibri
- Solidworks
- SmartTeam
- Symetri, Naviate, XL, SOVELIA
- Tekla Structure
- V-Ray for Rhino
- WIN-Statik

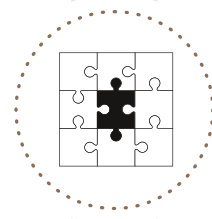


NEW SOFTWARE IS ADDED ALL THE TIME.

CHALLENGE

CQI SOLUTION

A standardised operating system (OS) or software configuration is missing.



Notes the operating system level

The application has several configurations



Everything you need in one package

Limited access rights



Updates are done as a system administrator

Parallel installation of applications



Detects and handles invalid combinations

Exact installation sequence



Takes care of the correct order

CHALLENGE

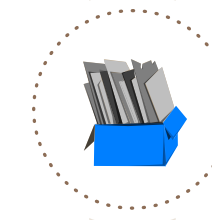
CQI SOLUTION

Time consuming manual configuration (after installation)



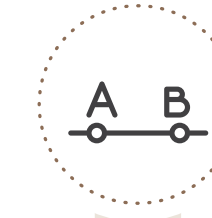
Dynamic configuration for specific user needs and turnkey installation and support during installation

Large number of files in the finished installation package (file size)



Compress the file up to 50% smaller than the original file size. (Archive-processing ratio: 10000:3)

License redirects



Tool to change license type and serial number to guarantee Autodesk compatibility

Update management



Updates to existing installations and the entire installation package available immediately

Uninstallation



Customisable tool for complete uninstallation.

CQI AND SYMETRI

SUPPORTING THE CUSTOMER THROUGHOUT THE ENTIRE INSTALLATION PROCESS.

CASE: EFFICIENT MANAGEMENT OF CAD LICENSES IN A GLOBAL ENGINEERING COMPANY

At AFRY, almost 9,000 designers use CAD software every day, so in terms of project invoicing, the functionality and availability of the software is critical to the company's business.

In addition to Autodesk software, AFRY's portfolio includes products from Bentley, MagiCAD, PTC and Aveva, among others. In total, the number of different software rises to around 800 products.

Read more about how Symetri's CQi saved Afry a rough estimate of 15,000 working hours per year.

[READ MORE: CASE STUDY - AFRY](#)

CASE: A LARGE UPDATE OF THE CAD ENVIRONMENT WAS IMPLEMENTED SMOOTHLY AND FAST WITH CQI

NIS, which designs custom-made technical solutions for several industrial sectors, would have had to perform more than 600 separate installations if the CAD software installations had it been done using the traditional method, and it would have affected the company's daily operations significantly.

Read about an upgrade that could have interrupted normal operations for up to 10 days, but was completed in less than four hours using Symetri's CQi™ installer.

[READ MORE: CASE STUDY - NIS](#)



SYMETRI AND CQi

SYMETRI'S SOFTWARE SOLUTIONS ARE BASED ON THE LEAN PHILOSOPHY

Symetri's software solutions have been developed to meet the real needs of our customers. The Lean solutions we offer help your company to enhance business processes as an example, and thereby improve productivity and create a competitive advantage. Comprehensive industry expertise and leading technology solutions are the cornerstones of our customer service.

Our expertise is based on over 30 years of experience and collaboration with Northern European companies of different sizes and in different industries.

Our team of skilled consultants and technical experts is dedicated to helping you resolve your business challenges, enabling your team to focus on its core competence and developing new innovations.

Symetri's CQi solution automates your company's CAD software:

- packaging
- installation
- configuration
- maintenance

The goal of our solution is to provide users with a ready-made installation package, configurations and license pointers.

The pre-configured installation packages contain a graphical user interface and enable unattended, so-called silent installation.

Packages are SCCM/Intune compatible.



CONTACT US

LET US SOLVE YOUR CHALLENGES



Andreas Näsman
Sales Manager, MFG Sweden
+46 70 603 22 37
andreas.nasman@symetri.com





LEARN MORE AT:
WWW.SYMETRI.CO.UK



SYMETRI
ADDNODE GROUP